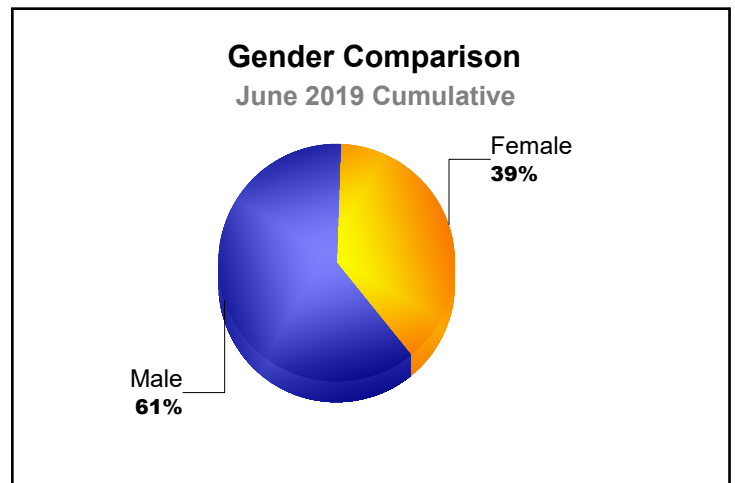
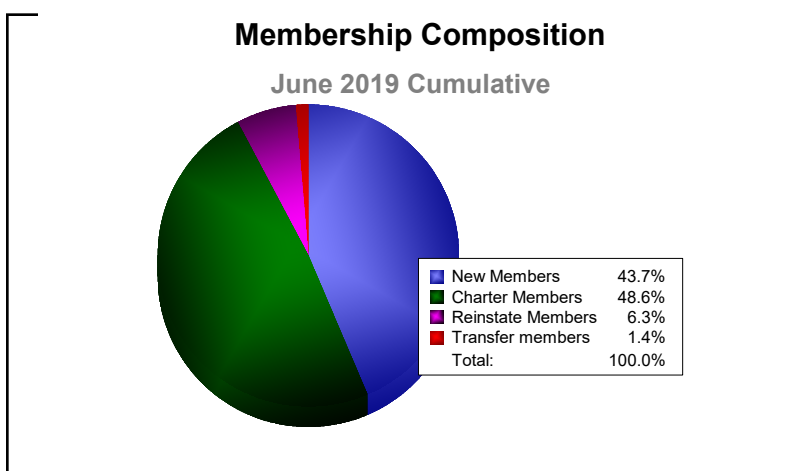
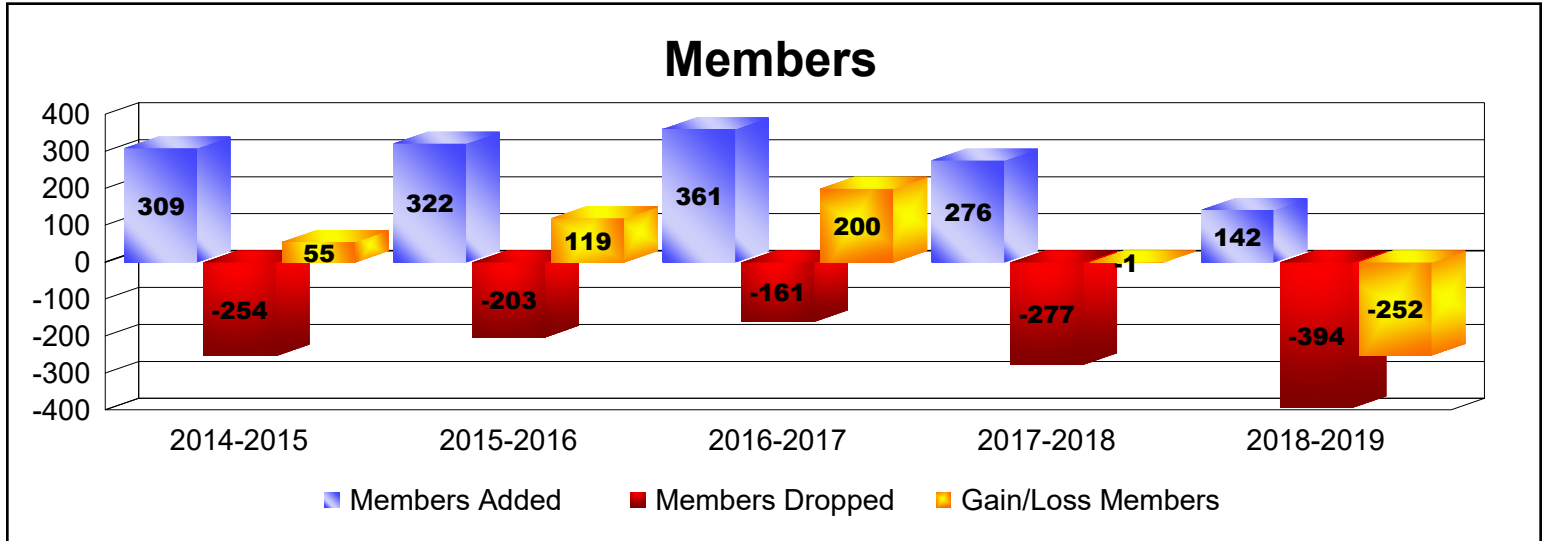
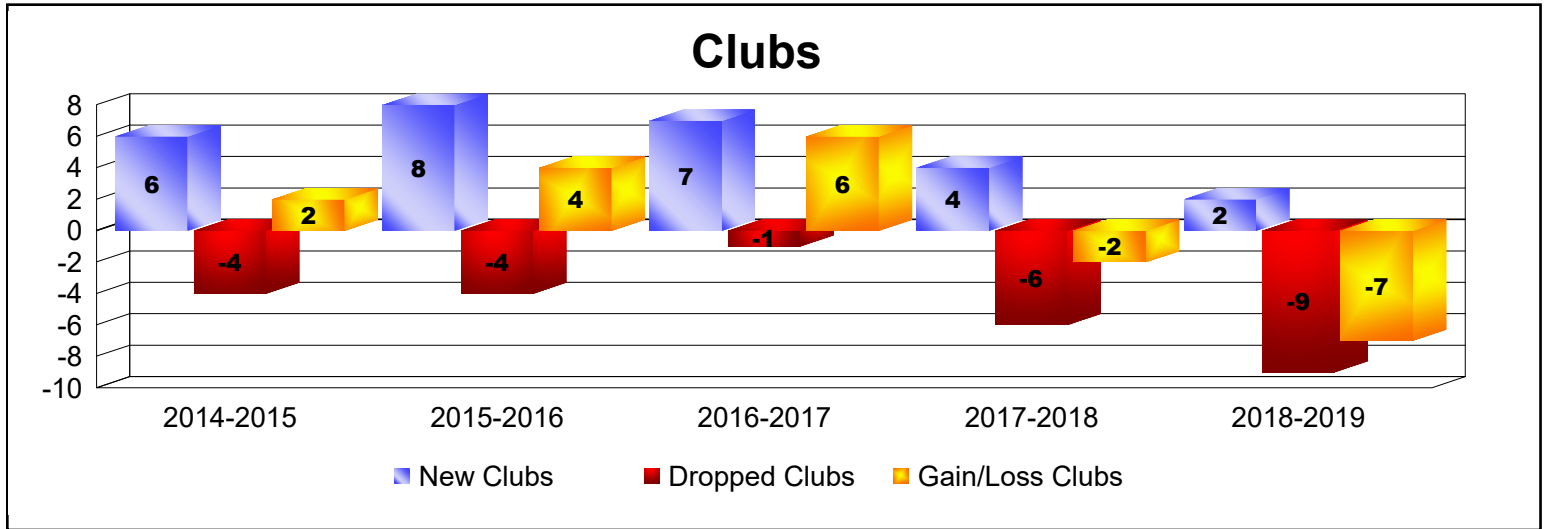
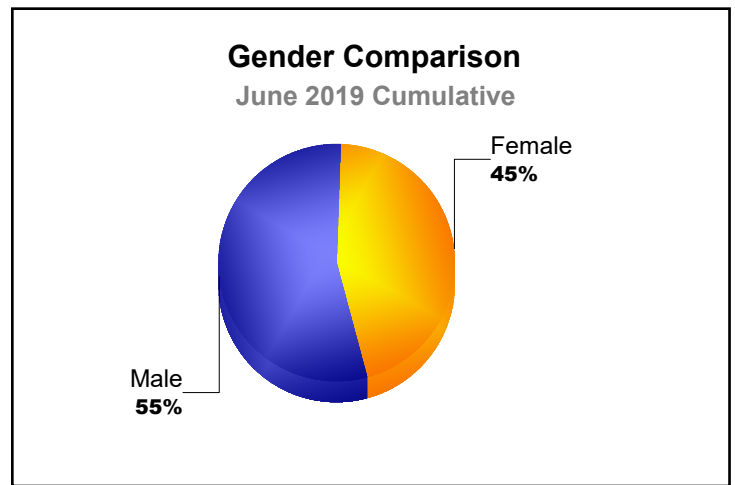
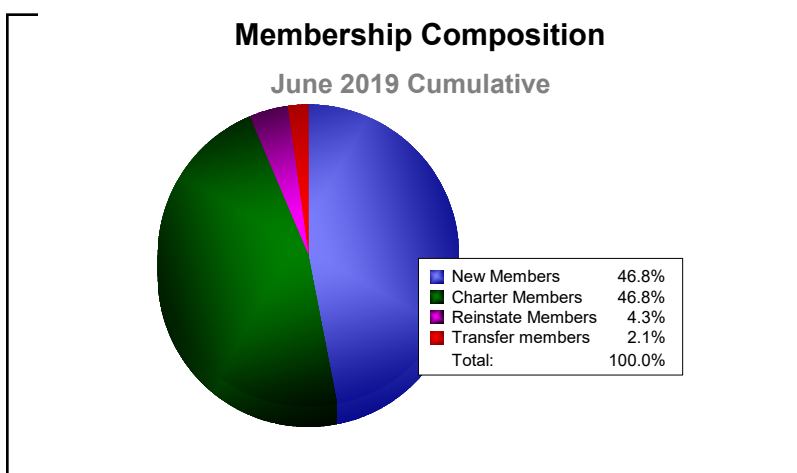
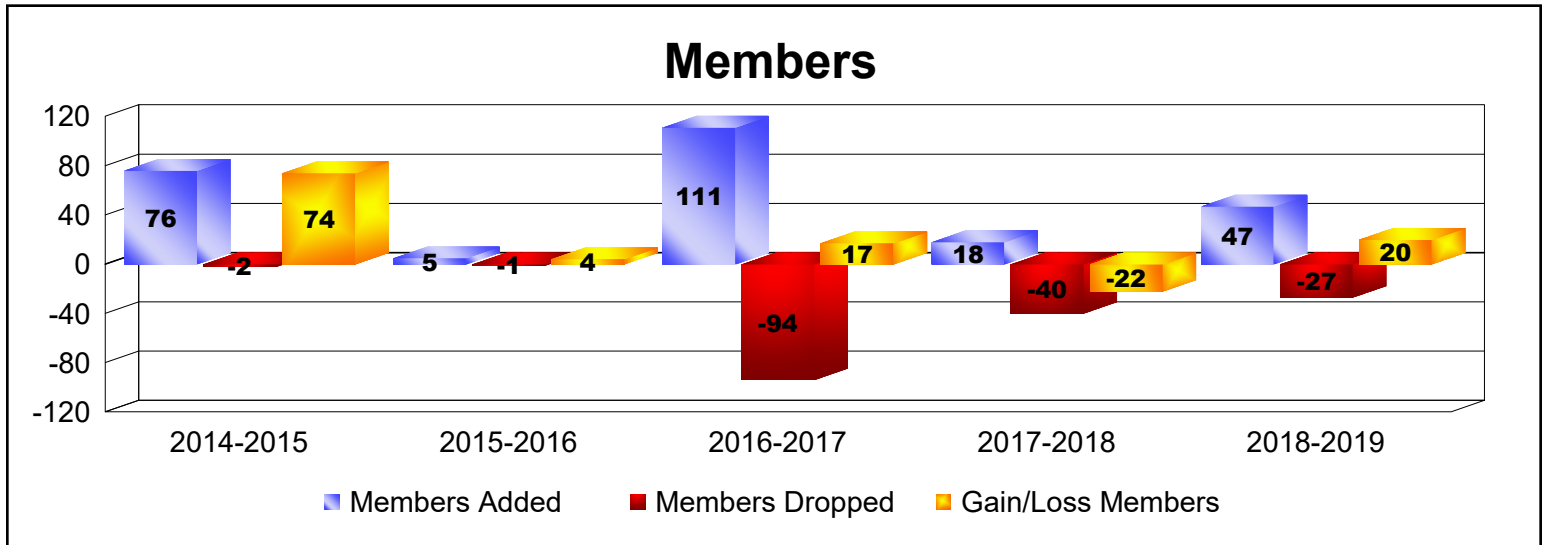
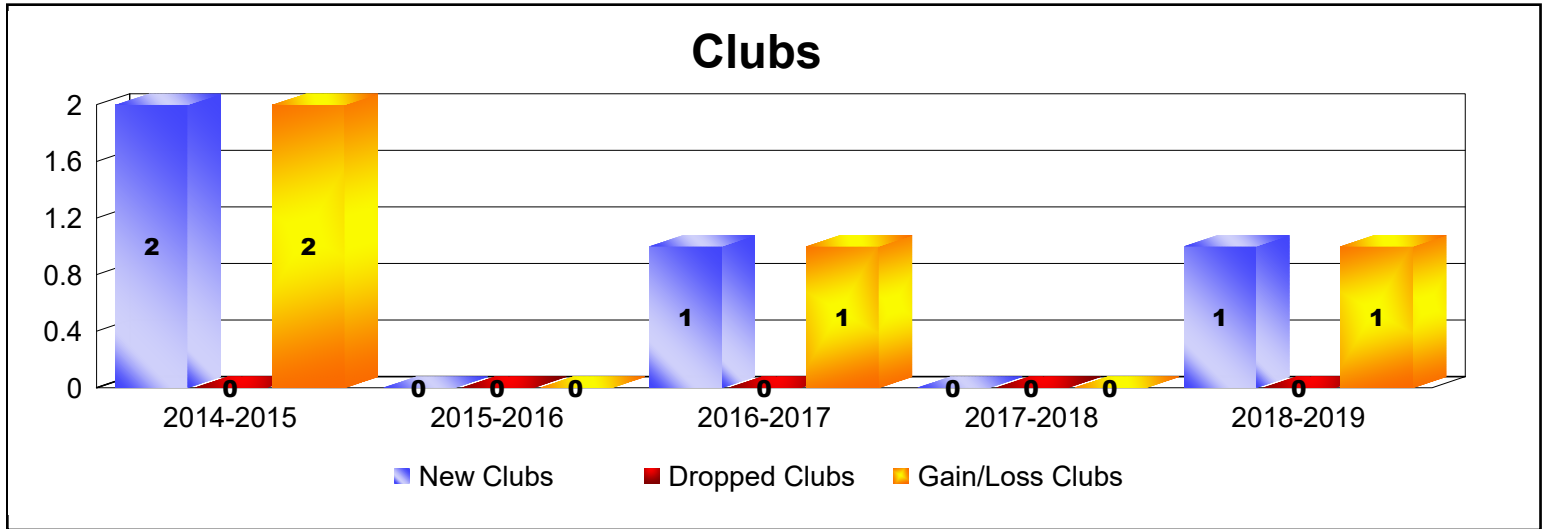


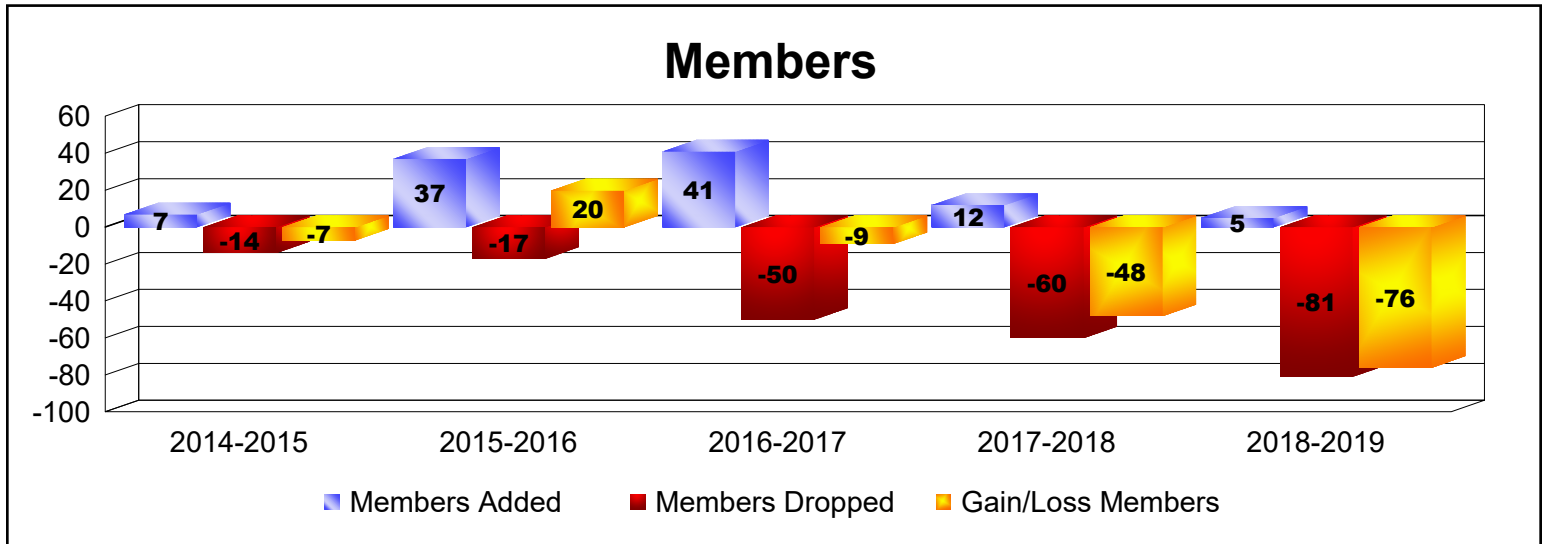
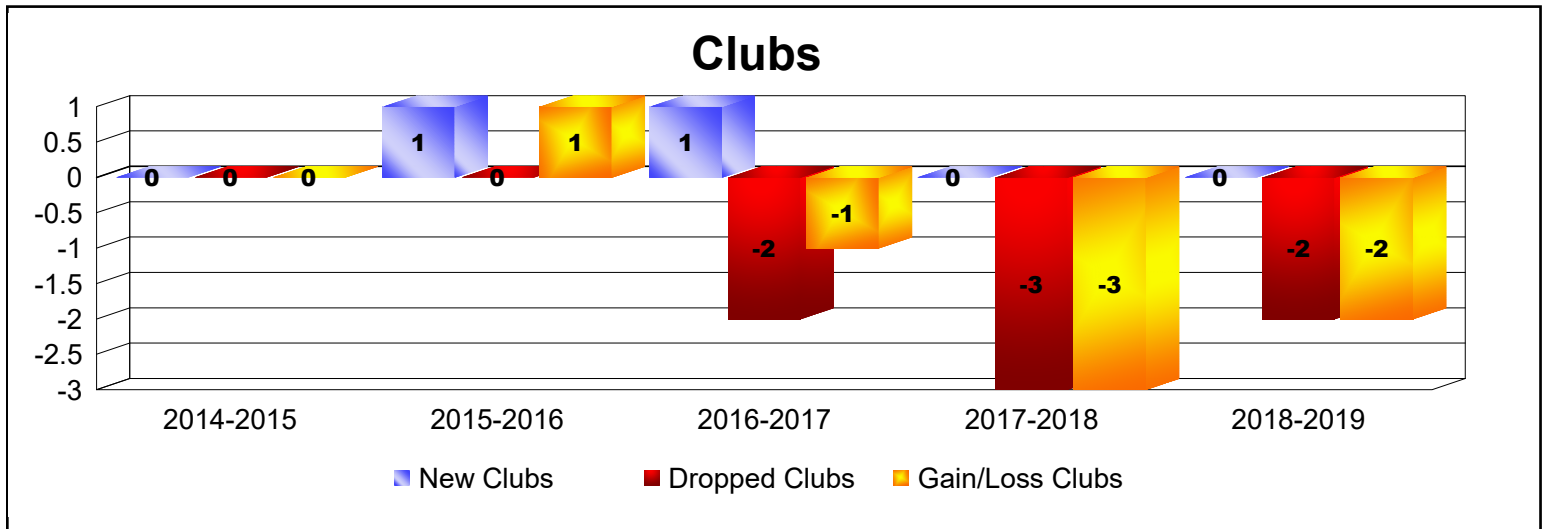
Year	New Clubs	Dropped Clubs	Gain/ Loss Clubs	New Members	Charter Members	Reinstate Members	Transfer Members	Total Member Added	Total Members Dropped	Gain/ Loss Members
2014-2015	6	-4	2	112	153	41	3	309	-254	55
2015-2016	8	-4	4	115	199	6	2	322	-203	119
2016-2017	7	-1	6	193	161	4	3	361	-161	200
2017-2018	4	-6	-2	173	96	7	0	276	-277	-1
2018-2019	2	-9	-7	62	69	9	2	142	-394	-252
<b>Average</b>	<b>5</b>	<b>-5</b>	<b>1</b>	<b>131</b>	<b>136</b>	<b>13</b>	<b>2</b>	<b>282</b>	<b>-258</b>	<b>24</b>



Year	New Clubs	Dropped Clubs	Gain/ Loss Clubs	New Members	Charter Members	Reinstate Members	Transfer Members	Total Member Added	Total Members Dropped	Gain/ Loss Members
2014-2015	2	0	2	0	76	0	0	76	-2	74
2015-2016	0	0	0	5	0	0	0	5	-1	4
2016-2017	1	0	1	56	51	3	1	111	-94	17
2017-2018	0	0	0	15	1	2	0	18	-40	-22
2018-2019	1	0	1	22	22	2	1	47	-27	20
<b>Average</b>	<b>1</b>	<b>0</b>	<b>1</b>	<b>20</b>	<b>30</b>	<b>1</b>	<b>0</b>	<b>51</b>	<b>-33</b>	<b>19</b>

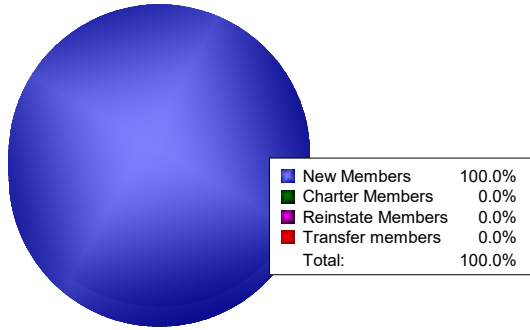


Year	New Clubs	Dropped Clubs	Gain/ Loss Clubs	New Members	Charter Members	Reinstate Members	Transfer Members	Total Member Added	Total Members Dropped	Gain/ Loss Members
2014-2015	0	0	0	6	0	1	0	7	-14	-7
2015-2016	1	0	1	12	25	0	0	37	-17	20
2016-2017	0	-2	-2	11	0	0	0	11	-50	-39
2016-2017	1	0	1	0	30	0	0	30	0	30
2017-2018	0	-2	-2	11	0	1	0	12	-30	-18
2017-2018	0	-1	-1	0	0	0	0	0	-30	-30
2018-2019	0	-2	-2	5	0	0	0	5	-81	-76
<b>Average</b>	<b>0</b>	<b>-1</b>	<b>-1</b>	<b>6</b>	<b>8</b>	<b>0</b>	<b>0</b>	<b>15</b>	<b>-32</b>	<b>-17</b>



## Membership Composition

June 2019 Cumulative



## Gender Comparison

June 2019 Cumulative

